


I N T E R N A T I O N A L J O K E D A Y

Silly Hat Parade & Joke Walk



Activity Guide

Purpose

- Encourage creative expression through art and pretend play
- Support language development through joke-telling
- Build confidence speaking in front of peers or family
- Strengthen social bonds through shared silliness and laughter

Materials

- ✓ Plain paper or construction paper
- ✓ Crayons, markers, or paints
- ✓ Tape, glue, scissors (adult supervision!)
- ✓ Fun add-ons: stickers, pom-poms, ribbon, scrap fabric, anything else you can imagine
- ✓ Optional: Silly props & accessories

Instructions

Step 1: Introduce International Joke Day

- Gather the children and talk about how jokes and silliness help us grow our friendships and bring joy.
- Explain they'll be making silly hats to wear in a "Joke Parade!"

Step 2: Make Silly Hats

- Help each child design their own paper hat or headband.
- Let them decorate it however they want: funny shapes, bright colors, floral or sprout designs – the sillier, the better!
- Caregivers at home can use leftover party hats, paper plates, or even old newspaper for DIY hats.

Step 5: Wrap-Up

- Talk about how making others laugh feels good and helps us grow friendships.
- Invite children to share their hats and jokes with family members at home.

Step 3: Practice Jokes

- Give kids a few age-appropriate jokes or riddles to choose from (or help them make up one).
- For example:
 - "What do you call a dinosaur that is sleeping? A dino-snore!"
- "Why did the student eat his homework? Because his teacher said it was a piece of cake!"

Step 4: Hold the Silly Hat Parade

- Line up the children and let them take turns "walking the joke walk" – wearing their hat and telling their joke to the group.
- Celebrate each child with giggles, claps, and cheers!

At-Home Extension

- Caretakers can help kids do a mini "Joke Walk" at dinner time or a family talent show.
- Take a silly picture of your child wearing their hat and share it with relatives to spread the giggles!
- Write your child's favorite joke on a sticky note and hide it in a lunchbox or backpack.

Why This Works

- Creative play: Kids make something unique that shows their personality.
- Language: Telling jokes strengthens vocabulary, memory, and speech.
- Social-emotional: Kids practice confidence, taking turns, and supporting each other.
- Family connection: Sharing a "Joke Walk" at home encourages family bonding.

Silly Hat Parade & Joke Walk

A Playful Pack for Growing Giggles

At The Gro Academy, we believe laughter helps children bloom! This playful pack is designed to cultivate smiles, language skills, and meaningful connections in your classroom or at home.

How it works

1. Talk about International Joke Day and how jokes help us grow friendships.
2. Let kids create silly hats with paper, crayons, and decorations.
3. Help kids pick a joke or make up their own!
4. Hold a 'Joke Walk': each child wears their hat and tells their joke.
5. Celebrate with giggles, claps, and family sharing!

Try it at home

- Parade your hat and joke for at dinner.
- Hide a joke in a lunchbox.
- Share your hat and joke with a caretakers and friends!

Dear Families & Friends,


Happy International Joke Day! Sharing jokes is a fun way to build language skills, confidence, and family connections. Try these simple ways to celebrate laughter together:

- Take turns telling jokes at dinner or bedtime.
- Put a joke card in your child's lunchbox.
- Help your child make up their own silly jokes.
- Use a puppet or stuffed animal to 'tell' jokes if your child feels shy.
- Talk about how laughing together makes everyone feel good!

My Silly Hat


Draw and decorate your own silly hat below! Add flowers, sprouts, or anything you like!

When you're done, wear your silly hat during your joke walk!



What's your joke?

Have someone help you write it here.



Bonus Activity!

Joke Cards

Q. What do you call a bear with no teeth?

A. A gummy bear!

Q. What do you call a sleeping bull?

A. A bulldozer!

Q. Why did the banana go to the doctor?

A. Because it wasn't peeling well!

Q. What do you call cheese that's not yours?

A. Nacho cheese!

Q. What do you get when you cross a cow and a duck?

A. Milk and quackers!

Q. Why did the teddy bear say no to dessert?

A. Because it was stuffed!

Q. Why do fish live in salt water?

A. Because pepper makes them sneeze!

Q. Why can't Elsa have a balloon?

A. Because she will let it go!

Q. Why did the cookie go to the doctor?

A. Because it was feeling crummy!